

WYCOMBE SWAN

PHOTO OF FRONT OF BUILDING AND MAIN ENTRANCE



Wycombe Swan Theatre is a large building with three foyers and three seating areas. To get to these areas and foyers there are staircases which are adequately lit and have silver edges to the steps.

As you go through the main doors directly in front of you is the Box Office. This is where to collect or buy tickets if you haven't already been sent them.

PHOTO OF BOX OFFICE



The three seating areas, where you watch the show, are in the Auditorium and are called Stalls, Circle and Upper Circle; these are theatrical terms for the upstairs and downstairs areas.

When you first arrive from St Mary Street, you will enter the Stalls Foyer which is on the ground level seating area. This may be crowded and noisy with lots of people buying food and drinks from the bar or service areas. People will wait here until they are told by an announcement that they can take their seats.

If you have tickets for the stalls use doors 1, 2, 3 and 4 on the ground floor level. If you have tickets for the Circle, then you will go need to go up the stairs or use the lift to the first level. Door 6 is right in front of you at the top of the stairs and Door 5 is on the opposite side. If you are in the Upper Circle, you can use the stairs again to go up to the top floor or take the lift to the second level with doors 7 and 8.

PHOTO OF STAIRS TO THE CIRCLE




PHOTO OF DOOR 8



PHOTO OF THE LIFT



PHOTO OF ALL SEATING LEVELS IN THE AUDITORIUM



STALLS AUDITORIUM (Ground floor seating area) – This is the bottom level that you can see in the picture.

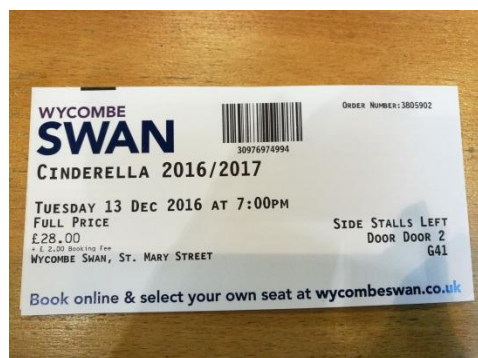
AUDITORIUM CIRCLE (First Level Seating Area) - This is the middle level that you can see in the picture.

AUDITORIUM UPPER CIRCLE (Second Level Seating Area) – This is the top level that you can see in the picture.

These seats are quite high, so avoid seating here if you have a fear of heights. It also has no toilet or bar on this level - you must use the stairs to go down to the circle. All seating areas will have lots of other people sitting with you to watch the show.

You will have a theatre ticket showing you where you should go. The letter shows the row of seats you will be sat in and the number indicates the seat that you will use.

PHOTO OF TICKET



When you are in the auditorium (the seating area), you will find a letter at the end of each row of seats and a number on the seat itself.

PHOTO OF SEAT NUMBER AND AISLE NUMBER



All the seats face the stage where the actors and dancers will perform for you by telling a story. If you are watching band, musicians will play music and people will sing. If you are watching a comedian, a person will tell jokes and there may be video clips too.

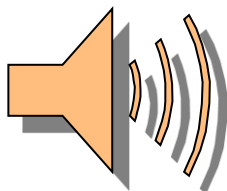
You will see Theatre Ushers around the building wearing white shirts and black waistcoats. They work here and will help you if you have any questions.

When the show is about to start, you will hear an announcement telling everyone with a mobile phone to turn them off.

The theatre will get dark, and everyone will be quiet.

It is important to try to be quiet during the show so you can hear everything that is going on.

If you want to, you can cover your ears if you think the performance is too loud. You can also wear headphones. If you need a rest from the noise you can go into the foyer on any level.



Halfway through the show there will usually be an interval, the lights will come on and you can get out of your seat to go to the toilet, buy food, drink and ice creams in the foyers. It will get quite busy and loud so if you want to stay in your seat you can. People will also be selling ice creams in the auditorium.

PHOTO OF USHER WITH ICE CREAMS



Toilets are on the Ground and First floor levels and there is an accessible toilet on each of these floors too.

There will be an announcement to tell you to go back to your seat for the second part of the show. You can take your drinks and ice cream with you.

At the end of the show the audience will clap and cheer to show their appreciation for the actors. You can also clap if you want to. The clapping might seem loud and scary, so you can cover your ears too, but you know that people are only making the noise because they are happy. The lights will go on again and everyone will start to leave their seats. Again, this will be very busy.

PHOTO OF FULL AUDITORIUM



In the event of an emergency, the ushers are trained to evacuate the audience straight out the main exit doors on each level but, if necessary, they may direct you out of a fire exit where you will be safe. Follow signs like this:

PICTURE OF GREEN RUNNING MAN



You can ask an usher for help at any point during your visit as they are there to make sure you are safe and have an enjoyable time.

We provide tours; talks and access support for anyone who requires it so please contact us below.

Katie Ell - Community and Education Manager kell@wycombeswan.co.uk 01494 514444

Wycombe Swan Theatre, St Mary Street, High Wycombe, HP11 2XE.